

MICRO

ADVANCED PROCESS CONTROL, DEFECT REDUCTION, AND
YIELD ENHANCEMENT FOR SEMICONDUCTOR MANUFACTURING

www.micromagazine.com

SPECIAL APPS

Spray coating finds growing number of applications in MEMS, other devices

ADVANCED PROCESS CONTROL

Simple statistical control approach improves Altis's defect monitoring

MATERIALS INTEGRATION

National optimizes SOG process, reduces related costs by half

EXCLUSIVE INTERVIEW

Applied Materials' Mike Splinter

Using dissolved ozone in semiconductor cleaning applications

→ Christiane Gottschalk, MKS Instruments, ASTeX;

and Juergen Schweckendiek, ASTEC



zone (O_3), an allotrope of oxygen, is a highly reactive gaseous oxidizing agent that absorbs harmful ultraviolet (UV) radiation, thus enabling life on earth. The first ozone generator was developed by Werner von Siemens in

water, to disinfect swimming pools, and to prevent the growth of microorganisms in cooling-tower systems. This article surveys ozone applications in the semiconductor manufacturing industry and provides sample data from users and researchers.

A survey of several wafer-cleaning techniques highlights the advantages of dissolved ozone over traditional sulfuric acid–peroxide methods and RCA cleans using SC-1 and SC-2 mixtures.

Ozone Uses in the IC Industry

For more than 20 years, semiconductor industry researchers have investigated the use of ozone for wafer-cleaning

and resist-stripping applications. To lower chemical consumption and disposal costs as well as to improve cleaning efficiency, ozone has been studied during the past decade as an alternative to traditional sulfuric acid–peroxide and RCA cleans using basic (SC-1) and acidic (SC-2) hydrogen peroxide mixtures. It is effective because of the multiple influences exerted by the disinfecting activity of O_3 and O_3 -derived oxidizing species such as OH radicals.

Germany in 1857. In 1896, Nikola Tesla obtained the first U.S. patent for an ozone generator based on electric discharge in an oxygen-containing gas, which is the primary method of ozone generation used today. The number and diversity of ozone applications have increased enormously since ozone's first full-scale use as a disinfectant for drinking water in Nice, France, in 1906. It is widely used to treat and purify ground and surface water as well as domestic and industrial waste-

water, to disinfect swimming pools, and to prevent the growth of microorganisms in cooling-tower systems. This article surveys ozone applications in the semiconductor manufacturing industry and provides sample data from users and researchers.

In chip fabrication processes, ozone is

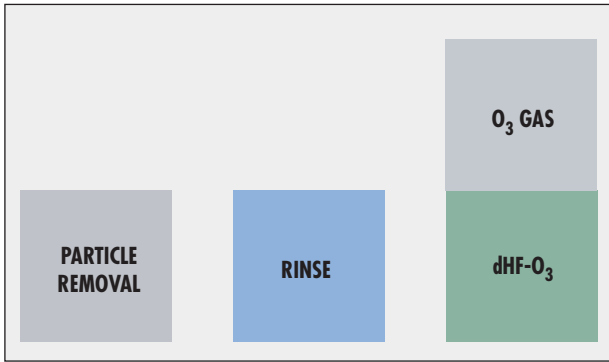


Figure 1: Schematic diagram of three-step ACD cleaning system configuration.

principally used to clean wafers; eliminate organics, metals, and particles; remove photoresist; and disinfect DI-water facilities. Cleaning with ozone always involves oxidation. Process differentiation depends on the primary purpose of the cleaning step.

Removing Organics. Much information on the ability of ozone to remove organics has been derived from research on the treatment of drinking water and wastewater.¹ Ozonated DI water (DIO_3) has a high oxidation potential and can degrade organic contamination. Its removal efficiency depends on the type of organic species, the ozone concentration, and the reaction regime.

Ozone dissolved in ultrapure water generates an OH active radical during self-decomposition. While the ozone decomposes the organics directly, the active radical decomposes them indirectly. The different reaction pathways lead to different oxidation products. The direct ozone reaction

DIO_3 can degrade organic contamination. Its removal efficiency depends on the organic species, ozone concentration, and reaction regime.

pathway is selective, with normally slow reaction-rate constants. The indirect OH reaction is fast and nonselective, but it must be activated by initiators such as a high pH, hydrogen peroxide, or UV radiation. Although a fast reaction is desirable, a reaction by radicals alone should be avoided. In many cases, active species must act directly on a surface, since species that are generated too far away from the surface become deactivated and lost.

Removing Metal and Particles. DIO_3 alone cannot effectively remove such metals as iron, nickel, aluminum, magnesium, and calcium, which deposit on silicon surfaces such as metal hydroxides or metal oxides. Depending on their nature, the metals may be incorporated into the oxide layer or reside at the Si- SiO_2 interface. They can be removed with acids acting as ion exchangers, or the oxide can be dissolved

using hydrofluoric acid (HF), enabling metal removal.

DIO_3 alone may be sufficient for the removal of adhered particles if they are of an organic nature. However, particles on silicon dioxide are generally removed by etching the oxide beneath the particle with dilute hydrofluoric acid (dHF) and avoiding particle redeposition. If the bulk of the particle is not dissolved by dHF, O_3 as an oxidant can create a new layer that is etchable by HF. This is true for silicon particles and silicon surfaces.

The formation of an oxide layer on silicon is a self-limiting process. At room temperature, the oxidation of the silicon surface creates an oxide layer that can measure up to approximately 1 nm thick. The quality of the thin oxide layer depends on other parameters, such as humidity. In tests involving spray and immersion tools, the initial oxide growth rate was a function of ozone concentration.² In immersion tools, final oxide thickness was dependent on the initial ozone concentration and pH value, indicating a reaction-limited process.³ However, since a static system was used in these tests, the decay and consumption of ozone may have influenced the results.

Several research studies have been published on cleaning processes that combine ozone with HF, hydrochloric acid (HCl), or both. In these studies, the chemicals were applied in sequence or as mixtures in spray, immersion bath, or single-wafer processes.⁴⁻⁹

The single-wafer spin cleaning with repetitive use of ozonated water and dilute hydrogen fluoride (SCROD) method alternately dispenses dilute dHF and DIO_3 on a spinning wafer.⁹ Depending on the desired final condition of the surface, the process ends with either a dHF/rinse or DIO_3 /rinse followed by spin drying in nitrogen. A one-minute, three-cycle process can remove 87% of Al_2O_3 particles, 97% of Si_3N_4 particles, and 99.5% of polystyrene latex particles. In contrast to methods that apply dHF and DIO_3 simultaneously, repetitive SCROD cleaning does not increase surface roughness.

The advanced cleaning and drying (ACD) method developed by ASTEC (Berg, Germany) uses a mixture of dHF and O_3 , combining metal removal and drying into one process. In combination with a particle-removal step using either a traditional SC-1 clean or a surfactant, the ACD process consumes up to 60% less chemicals than the classical RCA process. The result is a hydrophobic wafer that, if necessary, can be reoxidized in the gaseous ozone directly above the dHF/ O_3 bath, as shown in Figure 1.

Figure 2 presents typical metal contamination levels on $\langle 100 \rangle$ silicon wafers after an HF/ O_3 clean, a modified RCA clean, and alkaline etch. After only one HF/ O_3 cycle, contamination levels were reduced to $\sim 1 \times 10^9$ atoms/cm² or less for all measured metals. The metal removal/drying step can be performed without changing the number of particles on the wafer surface and without a significant increase in the number or size of crystal-originated particles.

Photoresist Removal. Traditional wet chemical processes used to remove photoresist rely on concentrated sulfuric acid combined with hydrogen peroxide (SPM) or ozone

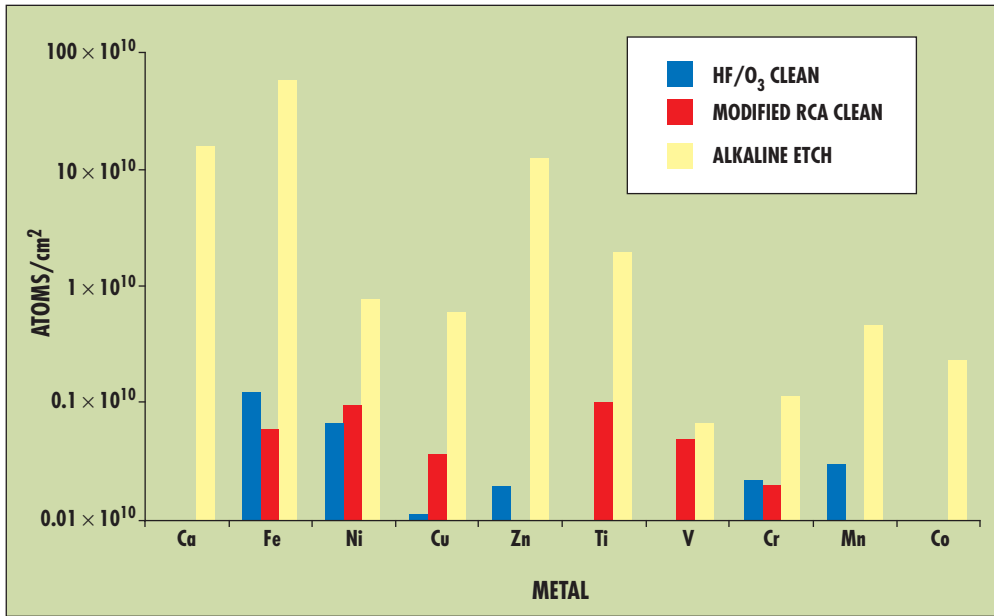


Figure 2: Typical residual-metal surface concentrations after three types of clean processes on <100> silicon wafers: a one-step process in an HF/O₃ dryer, a modified RCA clean, and an alkaline etch.

(SOM). An alternative process using ozone dissolved in DI water provides environmental benefits and lower costs.

Photoresist-strip rates in DIO₃ increase with increasing ozone concentration or temperature (at a constant ozone concentration). Unfortunately, with increasing temperature, the saturation ozone concentration in water decreases while the rate of ozone decay increases. The ozone-delivery process must be carefully optimized to achieve the maximum photoresist removal rate.

Several attempts to use ozone in resist-strip processes are reported in the literature. For example, ozone has been mixed with hot DI water at the point of use in an effort to achieve a high ozone concentration, and scavengers have been added to prevent ozone decay.^{10–13} It has been found that strip rates are influenced by the mass transfer rate of dissolved ozone from the bulk liquid into the boundary layer at the wafer surface.¹⁴ Diffusion limitations can be reduced by employing megasonic agitation or by reducing the thickness of the boundary layer—for example, by increasing the wafer rotation speed in a spin tool. To overcome the influence of the boundary-layer barrier, researchers have mixed ozone gas with water

polluted water. In the semiconductor world, ozone is used to disinfect water purification systems. However, chemicals such as chlorine or chlorine dioxide, which are used to purify drinking water, are not acceptable in the IC industry. An advantage of ozone is that it decays back to oxygen. However, in a closed water-purification system, the oxygen concentration can accumulate to levels that are higher than specified in *The International Technology Roadmap for Semiconductors*.¹⁵

An International Sematech study on high-purity water disinfection reported that reduced dissolved-oxygen concentrations were achieved by combining a Gore-Tex membrane contact system from W. L. Gore & Associates (Newark, DE) with a high-capacity ozone generator from ASTeX (Berlin, Germany).¹⁶ An oxygen concentration of ~240 ppb was obtained.

The ozone concentrations required for water disinfection are much lower than those required for wafer cleaning. A key parameter is the free disinfectant concentration c multiplied by the available contact time t (CT value).¹⁷ A CT value of 1.6–2.0 mg/L/min is considered to be sufficient for effective disinfection. Table I provides examples

of disinfection dosages reported in the literature.¹⁸

Pathogen	Ozone Dose
<i>Bacillus anthracis</i>	Ozone susceptible
<i>Escherichia coli</i> bacteria	Destroyed by 0.2 mg/L within 30 seconds
Encephalomyocarditis virus	Destroyed to 0 level in less than 30 seconds with 0.1 to 0.8 mg/L
Poliomyelitis virus	99.99% killed with 0.3 to 0.4 mg/L in 3–4 minutes
<i>Streptococcus</i> bacteria	Destroyed by 0.2 mg/L within 30 seconds

Table I: Ozone dose for disinfection of certain bacteria and viruses.

Seeking an Alternative to RCA Cleans

Studies have been conducted to find an alternative to RCA cleans that offers

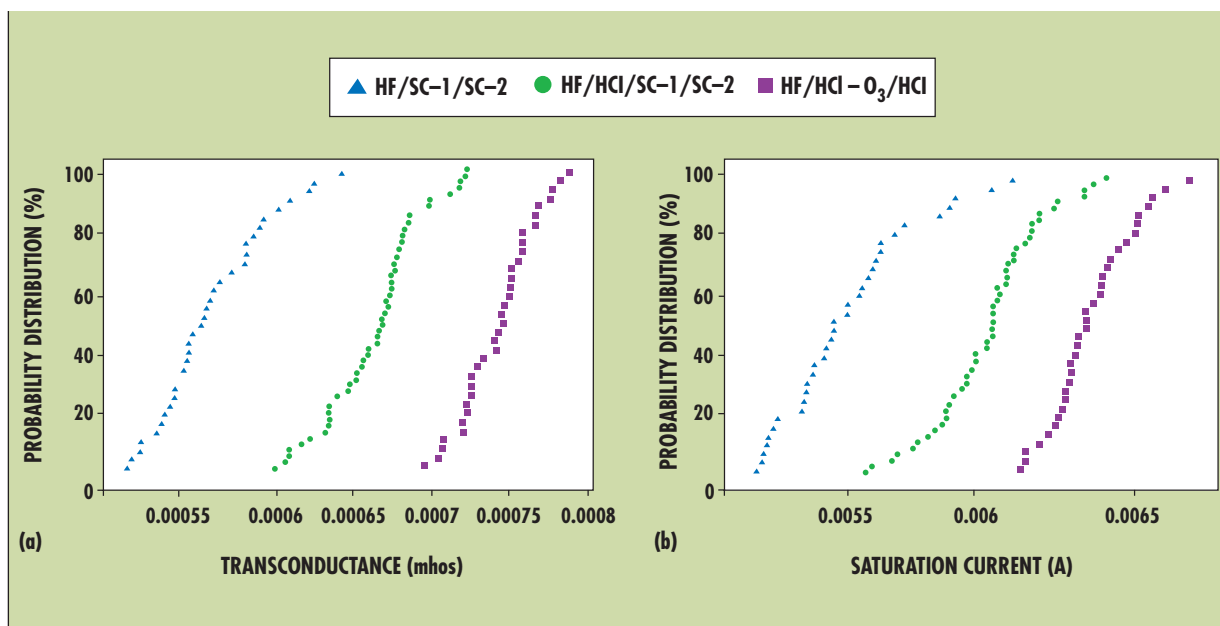


Figure 3: Transconductance data (a) and saturation-current data (b) from CMOS devices for three types of pregate oxide cleans. (Oxide thickness = 21 Å, gate length = 0.15 μm.)²¹

equivalent or improved performance while involving fewer steps, reduced chemical consumption, and lower costs. Examples of such alternatives are the ACD process, the SCROD method, IMEC cleans, diluted dynamic cleans, and Ohmi ultraclean technology.^{6,9,19,20} In terms of particle and metal removal efficiency, environmental impact, cost, wafer-surface characteristics, and final device electrical performance, all of these processes perform as well as or better than RCA cleans.

A study by International Sematech evaluated different pregate oxidation cleaning chemistries for devices having 21-Å-thick SiO₂ gate dielectrics, including anhydrous HF vapor, HF/SC-1/SC-2 without HF last, HF/HCl-O₃/HCl, and HF/SC-1/SC-2/SC-1.²¹ Experiments performed using an FC-821L advanced wet bench cleaning tool from DNS Electronics (Sunnyvale, CA) and an ASTeX Liquozon ozonated water delivery system showed that the use of ozone instead of an SC-1/SC-2 chemistry led to an increase in transconductance and saturation current, as illustrated in Figure 3. Moreover, the ozone method resulted in the lowest levels of surface roughness and interface scattering.

Conclusion

Wafer wet cleaning processes will continue to play an important role in semiconductor manufacturing as the complexity of wafer structures increases. Developments in reliable ozone-generation systems make ozone an attractive alternative to traditional wet cleaning and photoresist removal methods. Ozone/water cleaning processes are less expensive and more environmentally benign than RCA cleaning techniques. Ozone is no longer

merely of scientific interest in semiconductor applications; it can provide practical benefits in wafer and IC manufacturing processes.

References

1. C Gottschalk, A Libra, and A Saupe, *Ozonation of Water and Waste Water—A Practical Guide to Understanding Ozone and Its Application* (Weinheim, Germany: Wiley-VCH, 2000).
2. SL Nelson, "The Effect of Oxygen Passivation of Silicon by Wet Cleaning Processes on Contamination and Defects," in *Proceedings of the Electrochemical Society* 35 (Pennington, NJ: Electrochemical Society, 1997), 38–45.
3. F De Smedt, C Vinckier, and G Gilis, "Ultra-Thin Oxide Growths on Silicon Using Ozonated Solutions," in *Proceedings of the Fourth International Symposium on Ultra Clean Processing of Silicon Surfaces (UCPSS)* (Leuven, Belgium: Acco, 1998), 81–84.
4. ED Olson et al., "Alternatives to Standard Wet Cleans," *Semiconductor International* 23, no. 9 (2000): 70–76.
5. E Bergman and S Lagrange, "HF-Ozone Cleaning Chemistry," *Solid State Technology* 46, no. 7 (2001): 115–124.
6. F Tardif et al., "New Aspects of the Diluted Dynamic Clean Process," in *Proceedings of the Fourth International Symposium on Ultra Clean Processing of Silicon Surfaces (UCPSS)* (Leuven, Belgium: Acco, 1998), 19–22.
7. M Alessandri et al., "Particle Removal Efficiency and Silicon Roughness in HF-DIW/O₃/Megasonics Cleaning," *Solid State Phenomena* 65–66 (1999): 27–30.
8. T Ohmi, "Total Room Temperature Wet Cleaning of Silicon Surfaces," *Semiconductor International* 19, no. 8 (1996): 323–338.
9. T Hattori, "Implementing a Single-Wafer Cleaning Technology Suitable for Minifab Operations," *MICRO* 21, no. 1 (2003): 49–57.


10. S Nelson, "Reducing Environmental Impact with Ozone Based Processes," in *Proceedings of the Electrochemical Society* 6 (Pennington, NJ: Electrochemical Society, 2001), 126–133.
11. S De Gendt, J Wauters, and M Heyns, "A Novel Resist and Post-Etch Residue Removal Process Using Ozonated Chemistry," *Solid State Technology* 41, no. 12 (1998): 57–60.
12. S De Gendt et al., "A Novel Resist and Post-Etch Residue Removal Process Using Ozonated Chemistry," *Solid State Phenomena* 65–66 (1999): 165–168.
13. S Nelson and L Carter, "A Process Using Ozonated Water Solutions to Remove Photoresist after Metallization," *Solid State Phenomena* 65–66 (1999): 287–290.
14. K Christenson et al., "Mass Transfer in DI:O₃ Resist Stripping," in *Proceedings of the Electrochemical Society* 35 (Pennington, NJ: Electrochemical Society, 1997), 480–487.
15. *The International Technology Roadmap for Semiconductors* (San Jose: Semiconductor Industry Association, 2003); available from Internet: <http://public.itrs.net>.
16. T Boswell, D Caravageli, and SJ Hardwick, "Ozone Injection System for Bacterial Control and Sterilization in High-Purity Water," *Ultrapure Water* (January 2002): 40–45.
17. H Chick (1908): "An Investigation of the Laws in Disinfection," *Journal of Hygiene* 8 (1908): 92–158.
18. Ozone Effects on Specific Bacteria, Viruses, and Molds [on-line] (Sioux Center, IA: Ozone Solutions [cited 13 January 2004]); available from Internet: http://www.ozonesolutions.info/info/ozone_bacteria_mold_viruses.htm.
19. MM Heyns et al., "Advanced Wet and Dry Cleaning Coming Together for Next Generation," *Solid State Technology* 42, no. 3 (1999): 37–47.
20. T Ohmi, "Total Room Temperature Wet Cleaning for Si Substrate Surface," *Journal of the Electrochemical Society* 143, no. 9 (1996): 2957–2964.
21. J Barnett et al., (2003): "Improvements in Advanced Gate Oxide Electrical Performance by the Use of an Ozonated

Water Clean Process," in *Proceedings of the Semiconductor Pure Water and Chemicals Conference* (San Jose: SPWCC, 2003), 64–73.



Christiane Gottschalk, PhD, is the ozone product manager of MKS Instruments, ASTeX, and has worked in the company's office in Berlin, Germany, since 1997. Previously, she was project manager and technical marketing manager. Gottschalk has published several papers and two books on ozone. She studied environmental engineering at the Technical University of Berlin, focusing on drinking water research. She received a PhD in chemical engineering in 1996 based on oxidation processes of pesticides. (Gottschalk can be reached at +49 30 464003-30 or cgottschalk@astex.mksinst.com.)



Juergen Schweckendiek, PhD, is product manager for HFO₃ dryer and ozone-related processes at ASTEC (Berg, Germany). Previously he was technical marketing manager and product manager of a product line for ozone in environmental applications. He focused on the semiconductor industry after serving as R&D manager in the development of surface-discharge-based ozone generation. He received a degree in physical chemistry from the University of Bremen, Germany, and received a PhD in 1982 for research on catalytical systems at the Fritz Haber Institute of the Max Planck Society in Berlin. (Schweckendiek can be reached at +49 09189 440434 or j.schweckendiek@astec-ger.com.) 



MKS Global Headquarters

90 Industrial Way
Wilmington, MA 01887-4610

Tel: (978) 284.4000
Tel: (800) 227.8766 within U.S. only
Web: www.mksinst.com

MKS ASTeX GmbH

Wattstrasse 11-13
D-13355 Berlin, Germany

Tel: +49-30-464-0030